


Difference you can see.



3.8 inch monochrome
high quality display
GT703

Highest image quality!

High quality display improves screen readability and overall user experience.

Optimized interface for easier operation!

Capable of displaying 4 times the visible data on one single screen.
Reduce screen hierarchy and simplify use.

New feature!

Connect up to 64 PLC units
via Ethernet



4.6 inch monochrome
high quality display
GT704

High image quality!

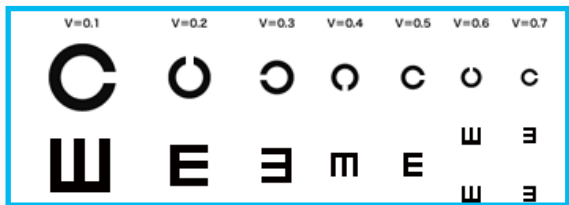



High quality display improves screen readability and overall user experience.

Resolution is four times higher than before.

Outstanding image quality!

Standard Displays	[3.8 inch] 240 × 96 dots 2-gray scale [4.6 inch] 320 × 120 dots 8-gray scale
-------------------	---

New GT	[GT703] 480 × 192 dots 64-gray scale [GT704] 640 × 240 dots 64-gray scale
--------	--



Optimized interface for easier operation!

Capable of displaying 4 times the visible data on one single screen. Reduce screen hierarchy and simplify use.

Data that previously required four screens can now be displayed on one.

4 times visual performance

Standard Displays	320 × 120 dots
-------------------	----------------

New GT	320 × 120 dots on a quarter screen
--------	------------------------------------



Simplify screen hierarchy to improve operation efficiency. Reduce labor time lost to screen refreshing.

No need to switch screens!

Standard Displays	Switching between four screens
-------------------	--------------------------------

New GT	Four screens displayed on a single screen
--------	---

Equipment 1 Moving Transition

Equipment 2 Moving Transition

Screen switching

Equipment 1 Moving Transition

Equipment 2 Moving Transition

LOT No	Ave. current	Ave. inspection value
104	750	1602
105	732	1751
106	802	1711
107	533	1502

Equipment 1 Moving Transition

Equipment 1 Moving Transition

LOT No	Ave. current	Ave. inspection value
104	750	1602
105	732	1751
106	802	1711
107	533	1502

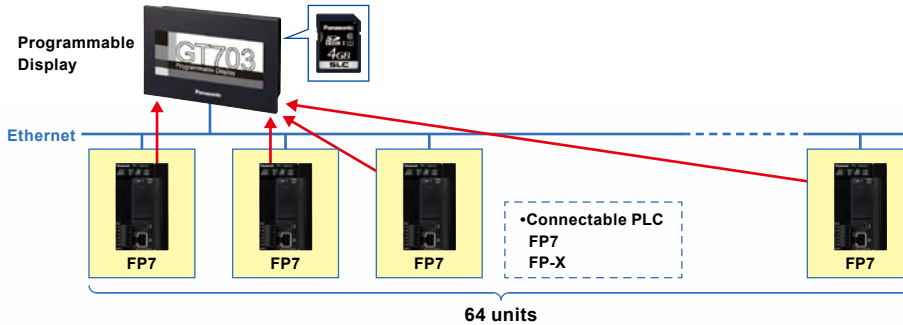
LOT No	Ave. current	Ave. inspection value
251	1499	1733
252	1011	1529
253	1302	1752
254	1054	1820



Enhanced network capability

Connect up to 64 PLC units via Ethernet

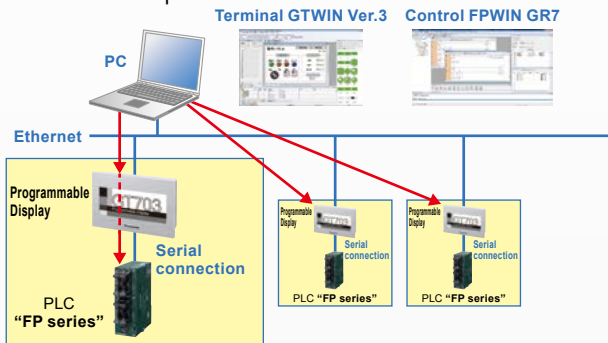

Now possible to display data and simultaneous logging with multiple **FP / FP7** PLC units on a network. Data from PLC programs and registers can be saved to **GT** internal memory or SD memory cards.



Screens & PLC program can be edited via Ethernet. (pass through capability)

Multiple programmable displays and PLC units can be edited via Ethernet.

Besides being able to update the firmware and transfer screen data using **GTWIN**, it is now possible to use **FPWIN** to edit our "FP series" PLC programming directly through the programmable displays by using the built-in Ethernet port.



*Ethernet is a registered trademark of Fuji Xerox Co., Ltd. and Xerox Corporation.

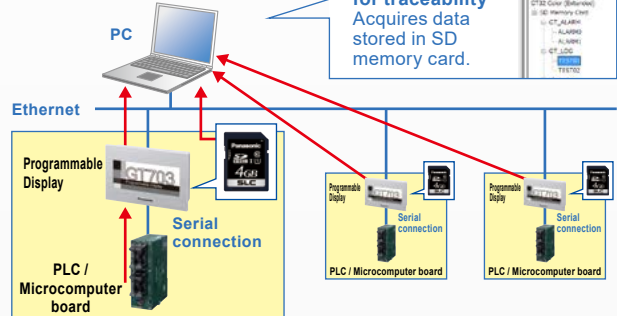
Ethernet capability to easily acquire data from SD memory card port.

Information from multiple devices can be linked to IoT.

Use a dedicated software tool to acquire information from **GT** main units and from SD memory card. Information from multiple devices can be transferred to a single host PC via Ethernet.

Dedicated software tools for PC

- "GT Memory Editor" for status monitoring
Able to read data stored in memory
- "GT_SD_Reader" for traceability
Acquires data stored in SD memory card.

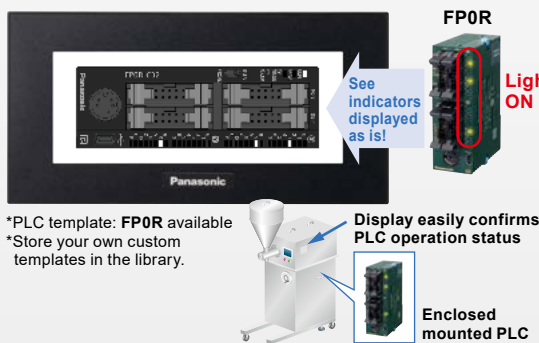


Additional useful functions

Confirm PLC wiring and operation status simply and efficiently

Whether the PLC is installed inside the equipment where it is not visible or in a remote location you can still monitor PLC input/output status


With simply drag and drop functionality, from PLC templates found in the parts library registered in **GTWIN**, you can easily verify the wiring and operation status.



*PLC template: **FP0R** available
*Store your own custom templates in the library.

Device monitor function shows PLC status without a PC

You can directly monitor multiple PLC devices from the programmable display without having to use a PC (**FPWIN GR / FPWIN GR7**). The device monitor can be accessed from the system menu, eliminating the need to create additional screens.



*Does not apply to FP7

Battery free Data backup

By eliminating the battery routine equipment maintenance can be reduced. You can also turn off the power to save energy without hesitation.



Item	○: Available	
	Without battery	With battery
Device maintenance (Note)	○	○
Calendar timer operation	—	○

Note: With PLC devices, up to 24 words can be displayed.

SPECIFICATIONS

Product name		GT703M				GT703G			
Part No.	RS232C	AIG703WMN1B5	AIG703WMN1S5	AIG703WMN1B2	AIG703WMN1S2	AIG703WGN1B5	AIG703WGN1S5	AIG703WGN1B2	AIG703WGN1S2
Item No.	RS422 / RS485	AIG703WMNMB5	AIG703WMNMS5	AIG703WMNMB2	AIG703WMNMS2	AIG703WGNMB5	AIG703WGNMS5	AIG703WGNMB2	AIG703WGNMS2
Color of front panel		Pure black	Silver	Pure black	Silver	Pure black	Silver	Pure black	Silver
Appearance									
Power supply		5 V DC		24 V DC		5 V DC		24 V DC	
Operating voltage range		4.5 to 5.5 V DC		21.6 to 26.4 V DC		4.5 to 5.5 V DC		21.6 to 26.4 V DC	
Power consumption		2 W or less (Note 1)		2.4 W or less		2 W or less (Note 1)		2.4 W or less	
Ambient temperature		0 to +50 °C +32 to +122 °F							
Ambient humidity		20 to 85 % RH (at +25 °C +77 °F), No condensation							
Protective construction		IP67 (in the initial stages), Dust-proof and drip-proof from the front of the panel only (Rubber packing is attached to the panel contact surface.) (Note 2)							
Net weight		180 g approx.							
Display	Display device	TFT monochrome LCD							
	Resolution	480 (W) × 192 (H) dots							
	Display color	2 colors (black / white, 64-gray scale)							
	Displayable area	88.5 (W) × 35.4 (H) mm 3.484 (W) × 1.394 (H) in							
	Backlight	3-color LED (white / pink / red)				3-color LED (green / orange / red)			
Number of screens (Note 3)		250							
SD memory card slot		Available							
Memory backup		Battery less							
Tool port		USB Mini-B, LAN							

Notes: 1) Power cannot be supplied from TOOL port of PLC (CPU unit).
 2) This protective structure condition applies to the front surface of the installed panel. This condition does not guarantee usage in all environments provided by users.
 3) The number of screens that can be registered varies according to the registered contents.

Product name		GT704M		GT704G	
Part No.	RS232C	AIG704WMN1B2	AIG704WMN1S2	AIG704WGN1B2	AIG704WGN1S2
Item No.	RS422 / RS485	AIG704WMNMB2	AIG704WMNMS2	AIG704WGNMB2	AIG704WGNMS2
Color of front panel		Pure black	Silver	Pure black	Silver
Appearance					
Power supply		24 V DC			
Operating voltage range		21.6 to 26.4 V DC			
Power consumption		2.4 W or less			
Ambient temperature		0 to +50 °C +32 to +122 °F			
Ambient humidity		20 to 85 % RH (at +25 °C +77 °F), No condensation			
Protective construction		IP67 (in the initial stages), Dust-proof and drip-proof from the front of the panel only (Rubber packing is attached to the panel contact surface.) (Note 1)			
Net weight		240 g approx.			
Display	Display device	TFT monochrome LCD			
	Resolution	640 (W) × 240 (H) dots			
	Display color	2 colors (black / white, 64-gray scale)			
	Displayable area	108.8 (W) × 40.8 (H) mm 4.283 (W) × 1.606 (H) in			
	Backlight	3-color LED (white / pink / red)		3-color LED (green / orange / red)	
Number of screens (Note 2)		250			
SD memory card slot		Available			
Memory backup		Battery less			
Tool port		USB Mini-B, LAN			

Notes: 1) This protective structure condition applies to the front surface of the installed panel. This condition does not guarantee usage in all environments provided by users.
 2) The number of screens that can be registered varies according to the registered contents.

OPTIONS

Panel face protection sheets
10 sheets in a set (option)

For GT703 Part No.: AIG02800
For GT704 Part No.: AIG12800

Waterproof packing
Waterproof packing (for replacement), 10 pieces in a set
Package includes one piece.

For GT703 Part No.: AIG02810
For GT704 Part No.: AIG12810

GT703 / GT704 mounting parts
5 sets of mounting parts (4 parts/set)
Package includes one set.

Part No.: AIG12830

Spare connector
5 connectors for communication and power supply in a set
Package includes one set.

Part No.: AIGT084

Clock battery for GT703 / GT704

Part No.: AFPX-BATT

Terminal GTWIN Ver.3

Japanese version
Part No.: AIGSGT7JP
English version
Part No.: AIGSGT7EN

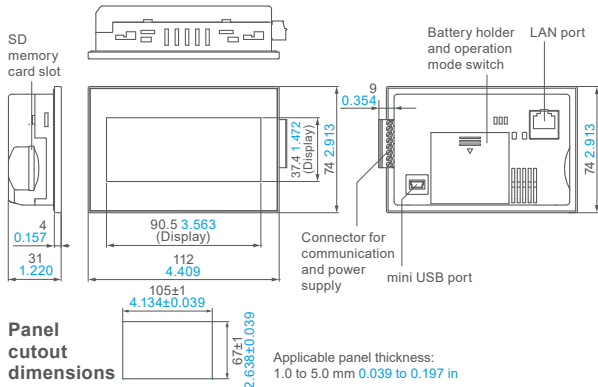
PLC connection cable
For all FP excluding FP7 (24 V DC, RS232C)

Part No.: AIGT8162 (2 m 6.562 ft long)
Part No.: AIGT8165 (5 m 16.404 ft long)
Part No.: AIGT8160 (10 m 32.808 ft long)

For Mitsubishi Electric FX series (24 V DC and RS422 / RS485)
Part No.: AIGT8175 (5 m 16.404 ft long)

DIMENSIONS (Unit: mm in)

GT703



GT704

